



QOM-eLED+DMX

QOM-eLED is Q-Tran's exterior rated surface mounted electronic DMX power supply, utilizing a 100W constant voltage LED Driver from Thomas Research and the LINEARdrive DMX decoder from eldoLED. With the ability to fit up to 300W of power and control in one enclosure, this unit provides plenty of flexibility and comes with all decoders prewired together with terminal blocks for landing your RGB or RGBW wires.

HOUSING

- 18 gauge Welded Steel Enclosure: 9.22"W x 15.4"H x 4.90"D
- Door: 9.27"W x 14.5"H
- Knockouts: 9
- Built-in support bracket incorporated to secure housing for surface mounting

FEATURES

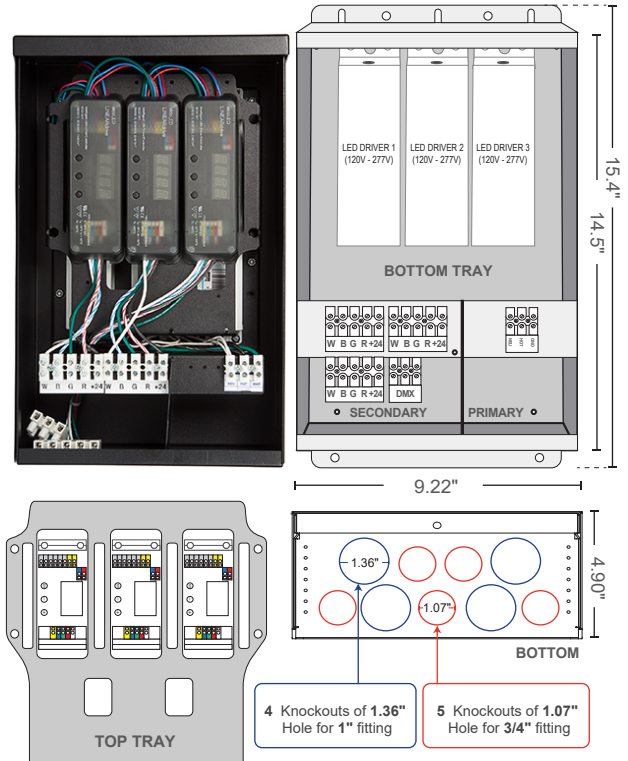
- Limited output voltage and current, plus isolation for safe operation
- Fully potted driver(s) for moisture resistance
- Controllable with DMX decoder module
- Control 4 LED channels with DMX
- Surface mount only
- Suitable for dry, damp and wet locations
- Suitable for Use with Submersible Luminaire
- Primary Voltage - Universal (120-277V)
- Wide operating temperature range: -4 degF to 122 degF
- Fits up to (3):100W 24 VDC driver(s) and DMX decoder module(s)
- Driver has Class A sound rating
- DMX dimming down to 0%
- Class 2 Output
- 5 year warranty

Low Voltage Lighting Systems

- : CSA Class 3425-15 and Class 3425-95
- : CSA Standard C22.2 No. 250.0-08 - Luminaires
- : ANSI/ UL Standard 2108 - Low Voltage Lighting Systems
- : CSA Std C22.2 No 250.13-14 - Light Emitting Diode (LED) Equipment for Lighting Applications
- : ANSI/ UL Standard 8750 - Light Emitting Diode (LED) Equipment for Use in Lighting Products

LED Landscape Lighting Systems

- : CSA Class 3402-15 and Class 3402-95
- : CSA Standard C22.2 No. 250.7-07 - Extra-Low-Voltage Landscape Lighting Systems
- : ANSI/ UL Standard 1838 - Low Voltage Landscape Lighting Systems
- : CSA Std C22.2 No 250.13-14 - Light Emitting Diode (LED) Equipment for Lighting Applications
- : ANSI/ UL Standard 8750 - Light Emitting Diode (LED) Equipment for Use in Lighting Products



ORDERING GUIDE					
Model	Size	Prim. V	Sec. V	DMX	Opts
QOM-eLED	-	UNV	/	24	+ DMX -
1 Size	Max Load (Watts)	Secondary Voltage(24VDC)	Max Prim. Amps @ 120V	Max Prim. Amps @ 277V	
100W	1x100W	24VDC	0.95 A	0.40 A	
200W	2x100W	24VDC	1.90 A	0.80 A	
300W	3x100W	24VDC	2.85 A	1.20 A	
2 Primary Voltage	UNV: 120-277 Vrms				
3 Secondary Voltage	24VDC				
4 DMX	DMX				
5 Options	BK Black Powder Coat Finish (Standard) SS 316 Marine Grade Stainless Steel				
Ordering Example					
QOM-eLED-100-UNV/24+DMX					



LOW VOLTAGE LIGHTING SYSTEM & LANDSCAPE LIGHTING SYSTEMS
 CLASS: 3425 - 15
 3425 - 95
 3402 - 15
 3402 - 95

20190904-V1

PROJECT NAME	DATE	COMPANY	TYPE	NOTE



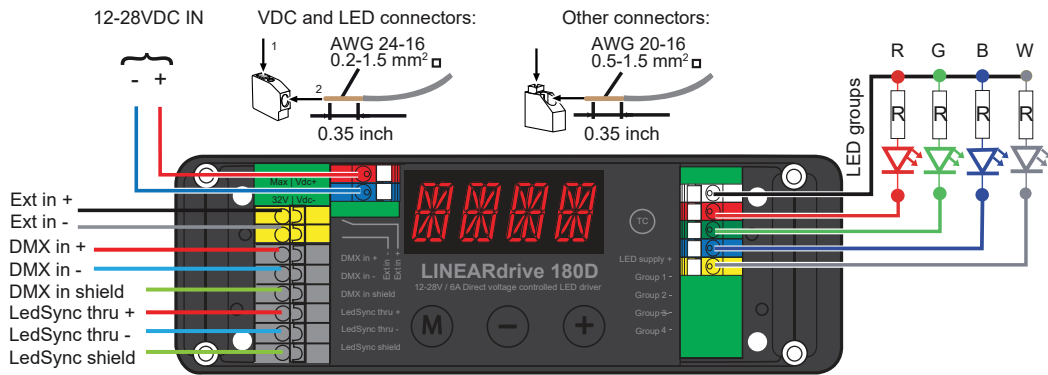
QOM-eLED+DMX

SPECIFICATIONS

WIRE LENGTH TABLE

VOLTAGE DROP CHART										
VDC	Watts (W)	10 AWG (5.6mm ²)	12 AWG (3.3mm ²)	14 AWG (2.0mm ²)	16 AWG (1.3mm ²)	18 AWG (0.78mm ²)	20 AWG (0.50mm ²)	22 AWG (0.33mm ²)	24 AWG (0.20mm ²)	26 AWG (0.13mm ²)
24	17	897'	564'	355'	223'	140'	88'	55'	35'	22'
	25	567'	356'	224'	141'	88'	56'	35'	22'	14'
	40	309'	194'	122'	77'	48'	30'	19'	12'	7'
	80	130'	82'	51'	32'	20'	13'	8'	5'	3'
	100	84'	53'	33'	21'	13'	8'	5'	3'	

- *Distances are based on a 5% Voltage drop max.**
- This product must be installed in accordance with the applicable installation code by a person familiar with the construction and operation of the product and the hazards involved.



12V - 28V DC IN

To connect the driver to a DC power supply unit (PSU), connect the PSU's positive voltage supply wire to the VDC+ connector and the PSU's negative voltage supply wire to the VDC- connector.

EXT in

You have the possibility to connect an external control device (0-10V control device, 10kΩ potentiometer or show selection switch) to the driver's Ext in+ and Ext in - connector. Configure the driver for use with an external control device over the 3 - button user interface.

DMX in/LedSync out

Use these connectors when the driver is used in a DMX network. For DMX in, connect the network cable's DMX+, DMX- and DMX shielding wire (the orange/white, orange and brown wire in a CAT5 cable) to the DMX in+, DMX in- and DMX in shield connector respectively. For LedSync out, connect the network cable's DMX+, DMX- and DMX shielding wire to the LedSync out+, LedSync out- and LedSync shield connector respectively. DMX Shield must be grounded to Earth Ground at a single point external to power supply

LED groups

Indicates the location of the connectors for your LED groups. R(ed) represents channel 1, G(reen) represents channel 2, B(lue) represents channel 3 and W(hite) represents channel 4. The default group color allocation can be changed over the 3-button user interface.



QOM-eLED+DMX

SPECIFICATIONS

SPECIFICATIONS

*- 200us event

Input	24VDC		
	Min	Nom	Max
	Input Voltage (Vrms)	120	230
Input current, max (Arms)	0.98	0.51	0.43
Inrush Current, max* (Apk)	20		
Input Frequency (Hz)	50/60		
Input Power (W)	117		
Output	RGB	RGBW	
	Output Voltage, nom (V)	24	24
Output Current (A)	2.0	1.5	
Output Power (W)	100	100	
Environmental	Min	Nom	Max
	THD (%)	—	—
PF (%)	0.90	---	---
Case Temp (°C)	—	—	90

Protections

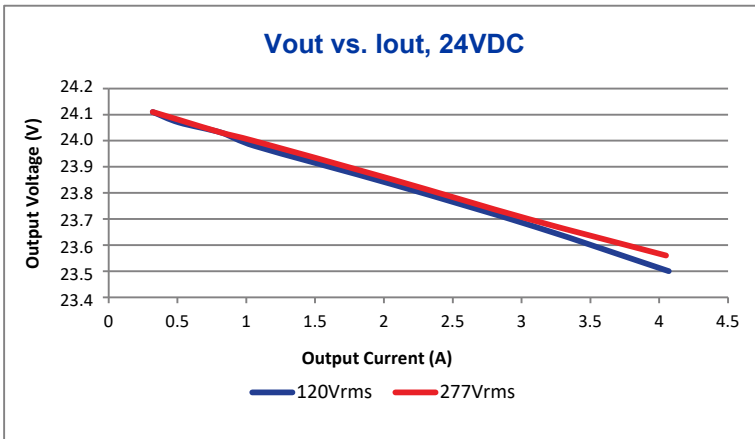
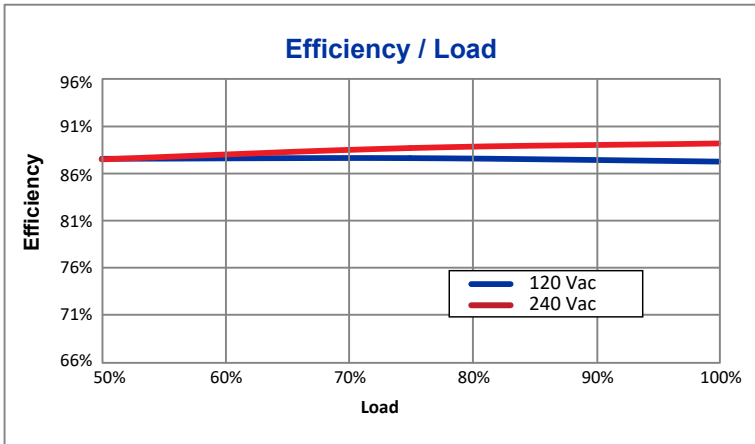
- Short Circuit Protection (SCP)
- Over Voltage Protection (OVP)
- Over Current Protection (OCP)
- Class 2 Output

Compliance

- EMI Spec : FCC 47 Part 15
: EN61000-3-2
- CSA Certified : UL-2108
: UL-1838
: UL-8750
: CSA C22.2 No 250.7-07
: CSA C22.2 No 250.0-08
: CSA C22.2 No 250.13-14



PERFORMANCE



- Power Supply
 - : Rated for surface mount or outdoor use
 - : Fully rated to operate low voltage load at listed wattage (No Derating Required)
 - : Voltage regulation to 2% or less of rated output voltage
 - : The ability to be dimmed using DMX Dimming
 - : Universal input range of 120-277 Vrms
- Low Voltage Lighting Systems
 - : CSA Class 3425-15 and Class 3425-95
- LED Landscape Lighting System Components
 - : CSA Class 3402-15 and Class 3402-95
 - : Short circuit protection (SCP)
 - : Over voltage protection (OVP)
 - : Over current protection (OCP)
 - : Live tested by manufacturer to ensure proper operation
 - : Manufacturer offers minimum of 5 year warranty
- Terminal blocks is made of tin plated copper with a voltage rating of 300V and a current rating of 40A