



### Housing Dimensions

- 18 - gauge Steel Enclosure: 11" L x 7" W x 4.5"H
- Knockouts: 7
- Color: White Powder coating (Standard)
- (2)3/8" threaded rods. (Rods not included)

### Toroidal Transformer - Dual Tap (DT)

- (2) Primary taps: 12V, 13V or 24V, 26V
- Loads may be connected to one (1) of the primary taps up to the full watt rating of the PSC.
- The advantage is that the PSC can be tapped to recover voltage drop and produce between 85%-100% light output.

NOTE: See Voltage Drop Calculator at [www.q-tran.com](http://www.q-tran.com)

### Secondary Circuit

- Up to three (5) magnetic circuit breaker
- Amps: 5A, 10A, 12.5A, 15A, 20A and 25A

NOTE: Breakers are sized to the feed load per N.E.C. Article 411 (not to exceed 25 amps per load). All wiring by the electrical contractor must be Class 1 compliant to N.E.C.

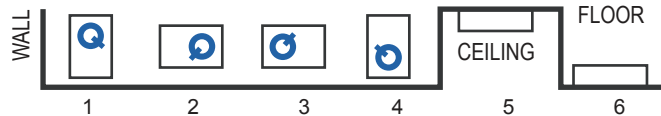
### Toroidal Choke

- A Choke or "Debuzzing Coil" reduces noise and in-rush current and is especially helpful when dimming. Choke is standard.

NOTE: Suspension rods are purchased separately and not from Q-Tran, Inc.


### Mounting

- 6 plane surface mount
- Rod suspension (Two -3/8" threaded rods)

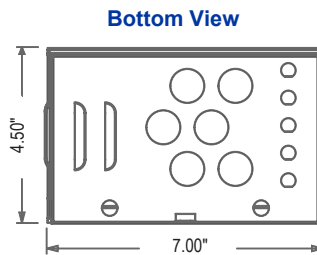


### LOW VOLTAGE LIGHTING POWER SUPPLY

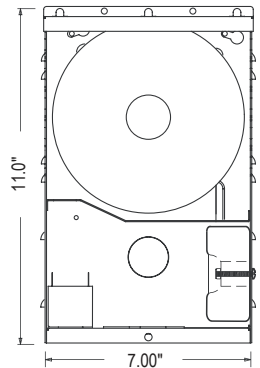
- FOR INDOOR USE ONLY
- SURFACE MOUNT ANY POSITION
- SUITABLE FOR DAMP LOCATIONS
- TYPE IC RECESSED, INHERENTLY PROTECTED
- FOR SUPPLY CONNECTIONS USE WIRE RATED FOR AT LEAST 90 °C
- DIMMER, IF USED, MUST BE MAGNETIC LOW VOLTAGE DIMMER
- CERTIFIED TO STANDARDS ANSI/UL 2108
- USE DIMMERS RATED FOR MAGNETIC LOW VOLTAGE LOAD
- MADE IN THE U.S.A.



Front View



Bottom View



ORDERING GUIDE							
1 Model	2 Prim. V	3 Sec. V	4 No.	5 Amp.	6 Choke	7 Option	Option 2
Q6M	-	/	-	x	+	+	+
<b>1 Size</b>	Max Load (Watts)	PSC Efficiency	Max Energy Rating (Watts)	Max PSC Rating (VA)	Max Prim. Amps @ 120V	Max Prim. Amps @ 277V	
500DT	500W	94	530W	757	4.7 A	.2 A	
600DT	600W	94	626W	690	5.7 A	2.4 A	
750DT	750W	94	795W	863	7.1 A	3.0 A	
D-2x300DT	600W	92	600W	690	5.8 A	2.4 A	
<b>2 Primary Voltage</b>	120(60Hz)	277(60Hz)					
<b>3 Secondary Voltage</b>	12V	24V					
<b>4 Number of Breakers</b>	1-5		<b>7 Options</b>				
<b>5 Secondary Breaker Amperage</b>	AMPS	Max 12V Load	Max 24V Load	<b>BK</b> Black Powder Coat Finish			
5	60W	120W					
10	120W	240W					
12.5	150W	300W					
15	180W	360W					
20	240W	480W					
25	300W	600W					
<b>6 Choke</b>	<b>CK-L: 500W-750W Choke</b>						
<b>Ordering Example</b>							
<b>Q6M-600DT - 120/12 - 2x25 + CK-L</b>							



2017.V01

PROJECT NAME	DATE	COMPANY	TYPE	NOTE