



iQ LED TAPE LIGHT 3528 CHIP SERIES

iQ67 3.2 W/ft: WET RATED



Q-Tran's iQ67 flexible LED tape light is wet listed and available in multiple color temperatures ranging from 2500K – 4000K. The 3.2 W/Ft utilizes the 3528 chip, can come in a 30' reel, has cut points of 1.97", can be cut to length in the field or cut to length at the Q-Tran factory. The lumen output of this LED makes it perfect for most exterior or interior application where a coated LED is required.

iQ67	-		-	35	-	90	-	3.2	-	
iQ Series		Color Temp		Chip		CRI		Watts Per FT		Length

FEATURES

- LED life time - 40,000 hours
- Operating temperature: -4°F ~ +113°F
- Suitable for dry, damp or wet locations
- Non-Ferrous Material
- 1.97" cut points
- Field cuttable
- 3 year warranty

iQ67-25-35-90-3.2

Max Run / Reel Length: 30ft* | Color Temp: 2500K | Voltage: 24VDC
CRI: 90+ | LM: 79 | WattsPer Ft: 3.2 | Lumens Per Ft: 254

iQ67-27-35-90-3.2

Max Run / Reel Length: 30ft* | Color Temp: 2700K | Voltage: 24VDC
CRI: 90+ | LM: 79 | WattsPer Ft: 3.2 | Lumens Per Ft: 277

iQ67-30-35-90-3.2

Max Run / Reel Length: 30ft* | Color Temp: 3000K | Voltage: 24VDC
CRI: 90+ | LM: 79 | WattsPer Ft: 3.2 | Lumens Per Ft: 285

iQ67-35-35-90-3.2

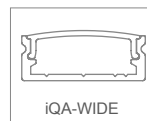
Max Run / Reel Length: 30ft* | Color Temp: 3500K | Voltage: 24VDC
CRI: 90+ | LM: 79 | WattsPer Ft: 3.2 | Lumens Per Ft: 296

iQ67-40-35-90-3.2

Max Run / Reel Length: 30ft* | Color Temp: 4000K | Voltage: 24VDC
CRI: 90+ | LM: 79 | WattsPer Ft: 3.2 | Lumens Per Ft: 305

*Maximum length for one run of iQ67 LED 3.2. Individual Power supply cut sheets will provide max distance/loads per power supply.

COMPATIBLE EXTRUSIONS



NOTE: Can be used in wet locations.

COMPATIBLE POWER SUPPLIES

Interior Applications

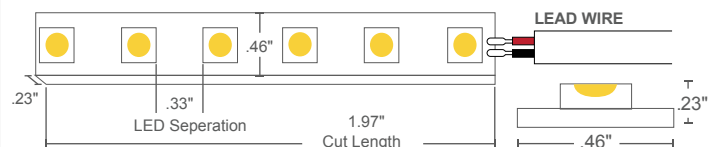
- QJB-DC
- QJBL-DC
- QJBL-DC+CAP
- Q6S-DC
- Q6M-DC+CAP
- QTM-DC
- QTM-DC+CAP
- QTM-eLED
- QTM-eLED(L)
- QTM-eLED(E)
- iQ-PH

Exterior Applications

- QOM-eLED
- QOM-DC
- QOM-DC+CAP
- Q-SET-eLED
- Q-SET-mLED
- Q-HEX-Mini-DC
- iQ-PH

NOTE: If the LED is installed indoors away from water, then indoor power supplies can be used. If the LED is installed outdoors, then outdoor rated power supplies are required. However, if the LED is installed in or near water, whether indoors or outdoors, submersible-rated supply is required.

DIMENSIONS



NOTE • Q-Tran offers multiple LED Chip offerings based upon size and pitch, each utilizing its own binning. Utilization of multiple outputs within the same chip family will ensure flawless color matching and similar overall diffusion.
• Field modifications of factory installed LEDs are not covered under Q-Tran warranty.



Cut marks of LED tape allows for changes in the field.

3.2 watts per foot = cut every 1.97"

Lead wire comes standard on all LEDs in 18" (18/2 AWG)

IP67 Connector Available

*Specification subject to change 2017.V03

PROJECT NAME	DATE	COMPANY	TYPE	NOTE

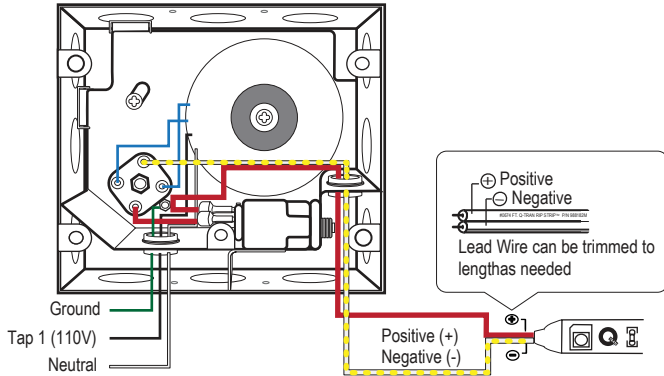
iQ LED TAPE LIGHT COMPATIBLE POWER SUPPLIES

- All DC and mLED Power supplies should be de-rated by 20%**
- DC and mLED power supplies may produce flicker when dimming. For optimal dimming performance, use the iQ-PH or DC+CAP products.

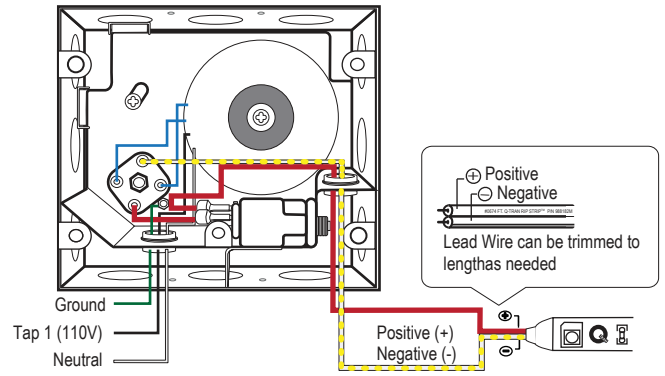
JUNCTION BOX

QJB

QJB-20DC-120/12**

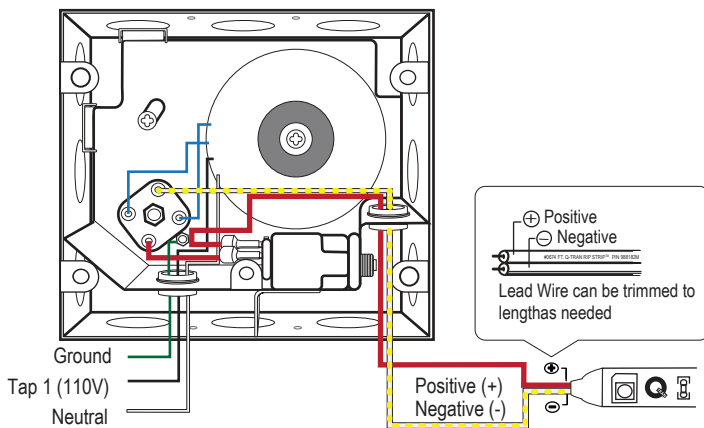


QJB-20DC-120/24**

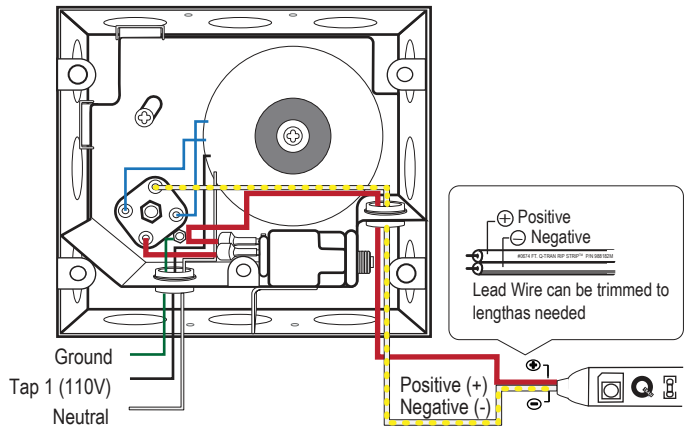


QJBL

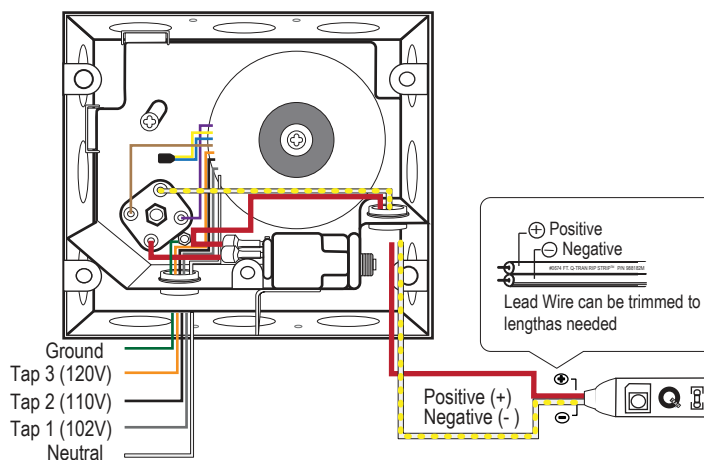
QJBL-20DC-120/12**



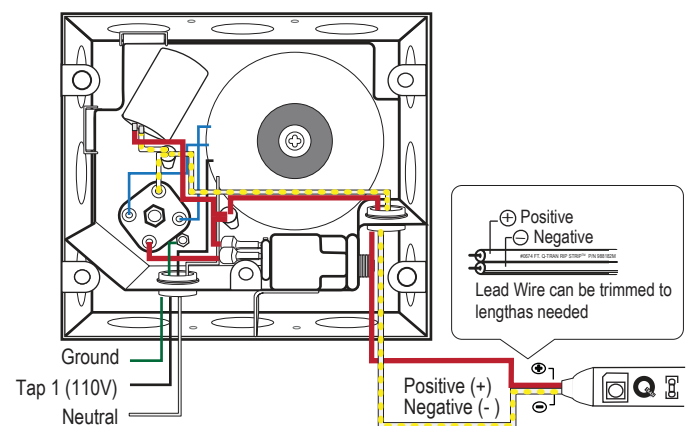
QJBL-20DC-120/24**



QJBL-40DC-120/24**



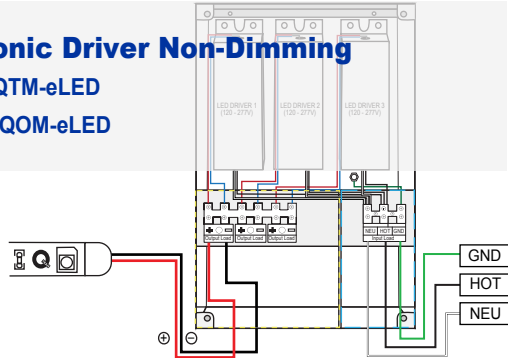
QJBL-20DC+CAP-120/24



Electronic Driver Non-Dimming

Interior: QTM-eLED

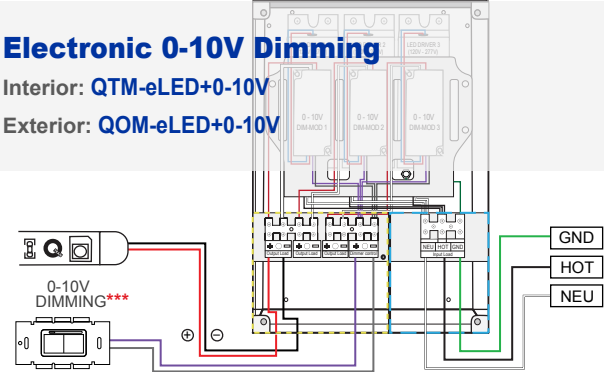
Exterior: QOM-eLED



Electronic 0-10V Dimming

Interior: QTM-eLED+0-10V

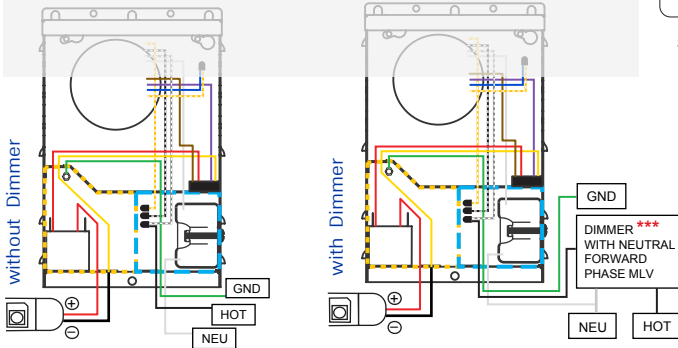
Exterior: QOM-eLED+0-10V



Magnetic Interior: Q6S-DC or QTM-DC

(DC)**

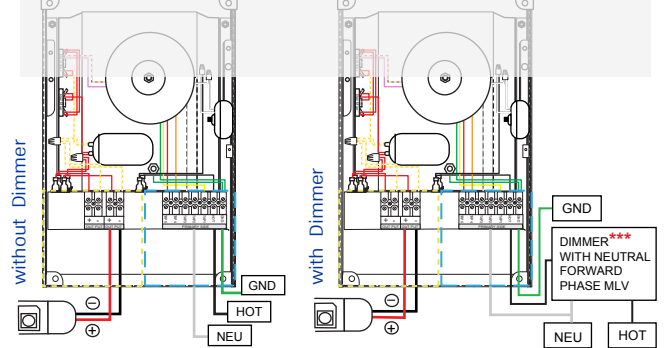
Exterior: QOM-DC



Magnetic Interior: Q6M-DC+CAP or QTM-DC+CAP

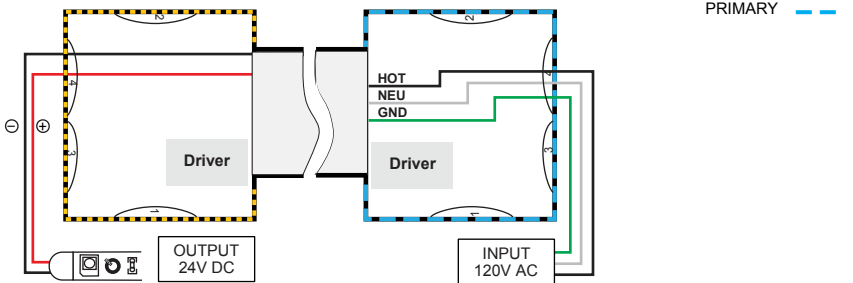
(DC+CAP)

Exterior: QOM-DC+CAP



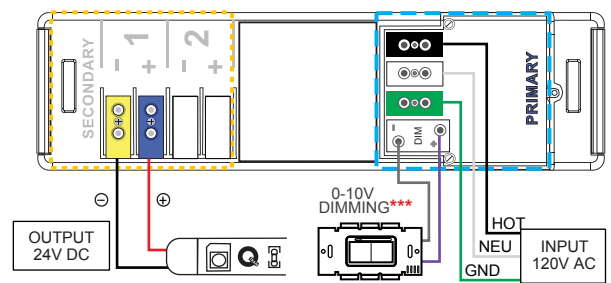
Phase Controlled Dimming

Interior and Exterior: iQ-PH



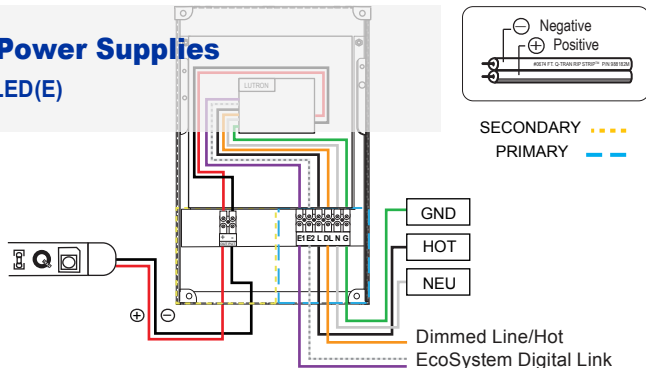
Electronic with 0-10V Dimming options

Exterior: Q-SET-eLED+0-10V



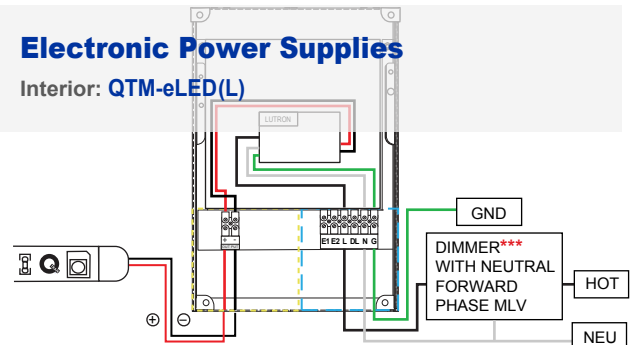
Electronic Power Supplies

Interior: QTM-eLED(E)



Electronic Power Supplies

Interior: QTM-eLED(L)



***Customer provided