



Housing Dimensions

- 16 - gauge Steel Enclosure: 15" L x 10" W x 5.25"H
- Knockouts: 18
- Color: White Powder coating (Standard)
- (2)3/8" threaded rods. (Rods not included)

Toroidal Transformer - Dual Tap (DT)

- (2) Primary taps: 12V, 13V or 24V, 26V
- Loads may be connected to one (1) of the primary taps up to the full watt rating of the PSC.
- The advantage is that the PSC can be tapped to recover voltage drop and produce between 85%-100% light output.

NOTE: See Voltage Drop Calculator at www.q-tran.com

Secondary Circuit

- Up to three (9) magnetic circuit breaker
- Amps: 5A, 10A, 12.5A, 15A, 20A and 25A

NOTE: Breakers are sized to the feed load per N.E.C. Article 411 (not to exceed 25 amps per load). All wiring by the electrical contractor must be Class 1 compliant to N.E.C.

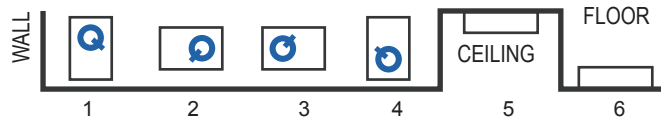
Toroidal Choke

- A Choke or "Debuzzing Coil" reduces noise and in-rush current and is especially helpful when dimming. Choke is standard.

NOTE: Suspension rods are purchased separately and not from Q-Tran, Inc.

Mounting

- 6 plane surface mount
- Rod suspension (Two -3/8" threaded rods)



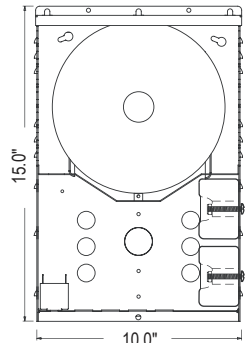
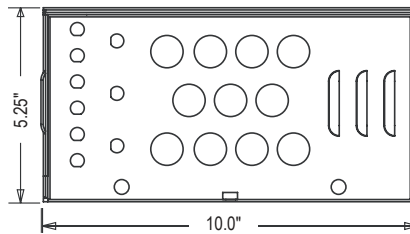
LOW VOLTAGE LIGHTING POWER SUPPLY

- FOR INDOOR USE ONLY
- SURFACE MOUNT ANY POSITION
- SUITABLE FOR DAMP LOCATIONS
- TYPE IC RECESSED, INHERENTLY PROTECTED
- FOR SUPPLY CONNECTIONS USE WIRE RATED FOR AT LEAST 90 °C
- DIMMER, IF USED, MUST BE MAGNETIC LOW VOLTAGE DIMMER
- CERTIFIED TO STANDARDS ANSI/UL 2108
- USE DIMMERS RATED FOR MAGNETIC LOW VOLTAGE LOAD
- MADE IN THE U.S.A.



Front View

Bottom View



ORDERING GUIDE

1 Model	2 Prim. V	3 Sec. V	4 No.	5 Amp.	6 Choke	7 Option	Option 2
Q6L	-	/	-	x	+	+	+
1 Size	Max Load (Watts)	PSC Efficiency	Max Energy Rating (Watts)	Max PSC Rating (VA)	Max Prim. Amps @ 120V	Max Prim. Amps @ 277V	
900DT	900W	95	945W	1035	8.4 A	3.6 A	
1200DT	1200W	95	1260W	1380	11.2 A	4.9 A	
1500DT	1500W	95	1575W	1725	14 A	6.1 A	
1800DT	1800W	95	1863W	2070	16 A	7.0 A	
2 Primary Voltage	120(60Hz)	277(60Hz)					
3 Secondary Voltage	12V	24V					
4 Number of Breakers	1-9						
5 Secondary Breaker Amperage	AMPS	Max 12V Load	Max 24V Load				
5	60W	120W					
10	120W	240W					
12.5	150W	300W					
15	180W	360W					
20	240W	480W					
25	300W	600W					
6 Choke	CK-L: 900W-1200W Choke						
7 Options	BK Black Powder Coat Finish						
Ordering Example							
Q6L-900DT - 120/12 - 3x25 + CK-L							



2017.V01

PROJECT NAME	DATE	COMPANY	TYPE	NOTE