



WURM-RGB FIXTURES - FLEXIBLE (Q-CAP)



PRODUCT	MOUNTING	RATED	CCT	OUTPUT	LENS	TYPE	CONNECTOR/ WIRE IN	CONNECTOR/ WIRE OUT	END CAPS (NO FEED)	LENGTH (IN)
WURM-RGB	WSCS MCS	DRY WET	RGB RGB	SO SO	ENC/CL ENC/CL	S1 P1	BW ¹BW	N/A ¹BW	WH N/A	2" increments from 2"-191" Tolerance +0.0"/-outpoint for installed product*
Voltage: 24 VDC Wattage: 1.8 W/Ft Per Channel 5.3 W/Ft Total Load										

ENCAPSULATED PRODUCTS ARE NOT FIELD CUTTABLE

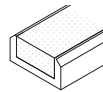
- NOTES:**
- Field modifications are not covered under Q-Tran warranty
 - Data subject to change, all data has +/- 5% tolerance
 - ¹BW comes in standard 24"- request custom length (Max 120") by writing it in inches next to "BW" in the order code box (ex. BW48)
 - Connector/Wire In or Out not needed to specify product. Standard configuration is Type S1, Connector/Wire In: BW & Connector/Wire Out: N/A with White Endcap (WH)

OUTPUT Tested for WURM-RGB-WSCS-DRY

CCT	SO Standard Output		
	ENC/CL lm/ft	Wavelength	Circuit Wattage
Red	**	**	1.8
Green	**	**	1.8
Blue	**	**	1.8
All			5.3

LENS with LED visibility

ENC/CL



Encapsulated in Clear

NOTE: Indirect view recommended

CONNECTOR/WIRE IN

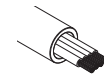
¹BW



Bare Wire 24"

CONNECTOR/WIRE OUT

¹BW



Bare Wire 24"

MOUNTING NOTE: 2 clips provided per first 12", 1 clip provided per additional foot

WSCS

White Snug Clip Small

QTY:

MCS

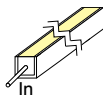
Magnetic Clip Small (Cove use only)

QTY:

TYPE

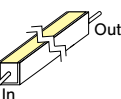
SINGLE (Input only)

S1

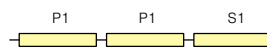


PASS THROUGH (Input/Output)

P1

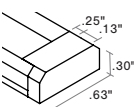


ORDER EXAMPLE



END CAPS (NO FEED)

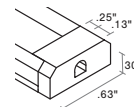
WH



WHITE ENDCAPS
.13" added at end
.38" dim spot

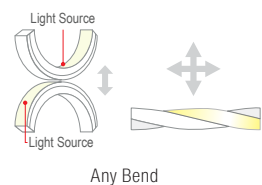
END CAPS (WITH FEED)

End Feed
S1, P1

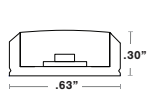


WHITE ENDCAPS
.13" added at end
.38" dim spot

FLEXIBILITY



DIMENSIONS



Profile (Standard)

PROJECT NAME	DATE	COMPANY	TYPE	NOTE