



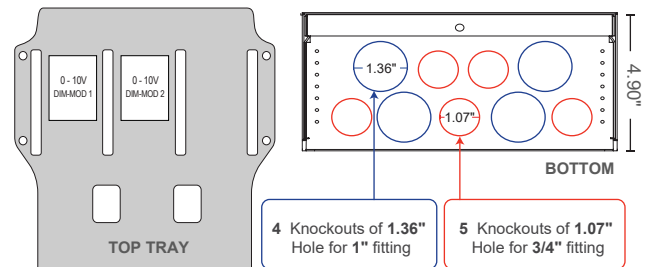
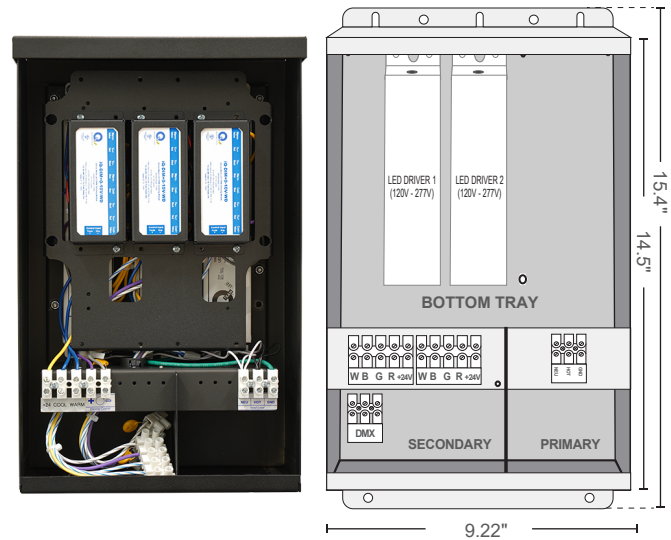
QOM-eLED+WD is Q-Tran's exterior rated surface mounted electronic Warm Dim power supply, utilizing a 100W constant voltage LED Driver from Thomas Research. With the ability to fit up to 300W of power and control in one enclosure, this unit provides plenty of flexibility and comes with all module prewired together with terminal blocks for landing your LED and Control wires.

HOUSING

- 18 gauge Welded Steel Enclosure: 9.22"W x 15.4"H x 4.90"D
- Door: 9.27"W x 14.5"H
- Knockouts: 9
- Built-in support bracket incorporated to secure housing for surface mounting

FEATURES

- Q-Tran Proprietary dimming curve
- Limited output voltage and current, plus isolation for safe operation
- Fully potted driver(s) for moisture resistance
- Controllable with 0-10V input for Warm-Dim functionality
- Surface mount only
- Suitable for dry, damp and wet locations
- Suitable for Indoor or Outdoor Use
- Suitable for Use with Submersible Luminaire
- Primary Voltage - Universal (120-277V)
- Wide operating temperature range: -40 degF to 104 degF
- Fits up to (3):100W 24VDC driver(s) and Warm-Dim Module
- 0-10V dimming down to 10%
- Driver has Class A sound rating
- Class 2 Output
- 5 year warranty
- CSA #239924



Low Voltage Lighting Systems

- : CSA Class 3425-15 and Class 3425-95
- : CSA Standard C22.2 No. 250.0-08 - Luminaires
- : ANSI/ UL Standard 2108 - Low Voltage Lighting Systems
- : ANSI/ UL Standard 8750 - Light Emitting Diode (LED) Equipment for Use in Lighting Products
- : CSA Std C22.2 No 250.13-14 - Light Emitting Diode (LED) Equipment for Lighting Applications

LED Landscape Lighting Systems

- : CSA Class 3402-15 and Class 3402-95
- : CSA Standard C22.2 No. 250.7-07 - Extra-Low-Voltage Landscape Lighting Systems
- : ANSI/ UL Standard 1838 - Low Voltage Landscape Lighting Systems
- : ANSI/ UL Standard 8750 - Light Emitting Diode (LED) Equipment for Use in Lighting Products
- : CSA Std C22.2 No 250.13-14 - Light Emitting Diode (LED) Equipment for Lighting Applications

| ORDERING GUIDE | | | | | |
|--------------------------------|--|--------------------------|-------------------------------------|-----------------------|------|
| Model | Size | Prim. V | Sec. V | Dimmer | Opts |
| QOM-eLED | - | UNV | / | WD | - |
| 1 Size | Max Load (Watts) | Secondary Voltage(24VDC) | Max Prim. Amps @ 120V | Max Prim. Amps @ 277V | |
| | 100W | 1x100W 24VDC | 0.95 A | 0.40 A | |
| | 200W | 2x100W 24VDC | 1.90 A | 0.80 A | |
| | 300W | 3x100W 24VDC | 2.85 A | 1.20 A | |
| 2 Primary Voltage | UNV: 120-277 Vrms | | | | |
| 3 Secondary Voltage | 24VDC | | | | |
| 4 Dimmer | WD Warm Dim | | | | |
| 5 Options | BK Black Powder Coat Finish (Standard) | | SS 316 Marine Grade Stainless Steel | | |
| Ordering Example | | | | | |
| QOM-eLED-100-UNV/24V+WD | | | | | |



LOW VOLTAGE LIGHTING SYSTEM & LANDSCAPE LIGHTING SYSTEMS
CLASS: 3425 - 15 3402 - 15
3425 - 95 3402 - 95

20190207-V1

| PROJECT NAME | DATE | COMPANY | TYPE | NOTE |
|--------------|------|---------|------|------|
| | | | | |



QOM-eLED+WD

SPECIFICATIONS

WIRE LENGTH TABLE

| VOLTAGE DROP CHART | | | | | | | | | | |
|--------------------|-----------|------------------------------|------------------------------|------------------------------|------------------------------|-------------------------------|-------------------------------|-------------------------------|-------------------------------|-------------------------------|
| VDC | Watts (w) | 10 AWG (5.6mm ²) | 12 AWG (3.3mm ²) | 14 AWG (3.0mm ²) | 16 AWG (1.3mm ²) | 18 AWG (0.78mm ²) | 20 AWG (0.50mm ²) | 22 AWG (0.33mm ²) | 24 AWG (0.20mm ²) | 26 AWG (0.13mm ²) |
| 24 | 17 | 897' | 564' | 355' | 223' | 140' | 88' | 55' | 35' | 22' |
| | 25 | 567' | 356' | 224' | 141' | 88' | 56' | 35' | 22' | 14' |
| | 40 | 309' | 194' | 122' | 77' | 48' | 30' | 30' | 12' | 7' |
| | 80 | 130' | 82' | 51' | 32' | 20' | 13' | 8' | 5' | 3' |
| | 100 | 84' | 53' | 33' | 21' | 13' | 8' | 5' | 3' | |

*Distances are based on a 5% Voltage drop max.

- This product must be installed in accordance with the applicable installation code by a person familiar with the construction and operation of the product and the hazards involved
- If dimming with optional 0-10V dimming module, use a dimmer rated for 0-10V operation

SPECIFICATIONS

| Input | 24VDC | | |
|------------------------------|-------|------|------|
| | Min | Nom | Max |
| ▪ Input Voltage (Vrms) | 120 | 230 | 277 |
| ▪ Input current, max (Arms) | 0.98 | 0.51 | 0.42 |
| ▪ Inrush Current, max* (Apk) | ---- | 20 | ---- |
| ▪ Input Frequency | 50/60 | | |
| ▪ Input Power (W) | 117 | | |
| Output | RGB | RGBW | |
| | 24 | 24 | |
| ▪ Output Voltage, nom (V) | 2.0 | 1.5 | |
| ▪ Output Current (A) | 100 | 100 | |
| ▪ Output Power (W) | 2mA | | |
| ▪ Dimming 0-10V, max | Min | Nom | Max |
| ▪ THD (%) | ---- | ---- | 20 |
| ▪ PF (%) | 0.90 | ---- | ---- |
| ▪ Case Temp (°C) | ---- | ---- | 90 |

Protections

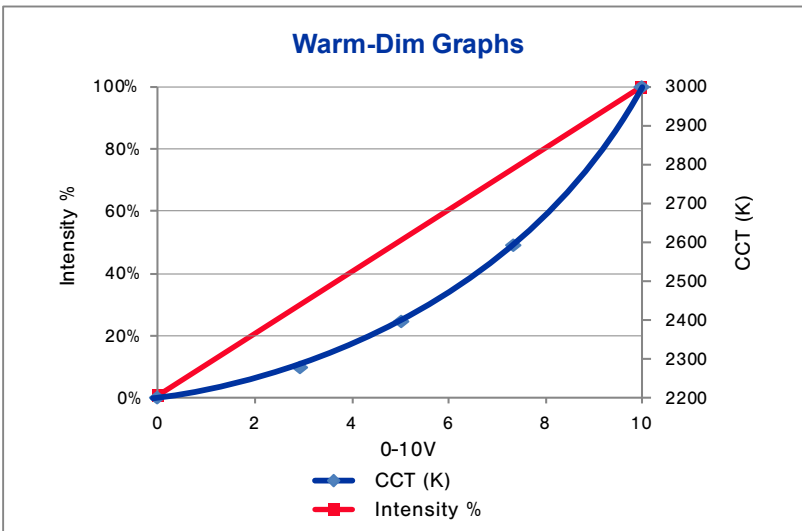
- Short Circuit Protection (SCP)
- Over Voltage Protection (OVP)
- Over Current Protection (OCP)
- Class 2 Output

Compliance

- EMI Spec : FCC 47 Part 15 : EN61000-3-2
- CSA Certified : UL-2108 : UL-1838 : UL-8750 : CSA C22.2 No 250.7-07 : CSA C22.2 No 250.0-08 : CSA C22.2 No 250.13-14



*- 200us event



PERFORMANCE

- Power Supply : Rated for surface mount or outdoor use : Fully rated to operate low voltage load at listed wattage (No Derating Required) : Voltage regulation to 2% or less of rated output voltage : The ability to be dimmed using 0-10V Dimming : Universal input range of 120-277 Vrms

Low Voltage Lighting Systems

- : CSA Class 3425-15 and Class 3425-95

LED Landscape Lighting System Components

- : CSA Class 3402-15 and Class 3402-95

- : Short circuit protection (SCP)
- : Over voltage protection (OVP)
- : Over current protection (OCP)
- : Live tested by manufacture to ensure proper operation
- : Manufacturer offers minimum of 5 year warranty

- Terminal blocks is made of tin plated copper with a voltage rating of 300V and a current rating of 40A



QOM-eLED+WD

POWER SUPPLY

QOM-eLED+WD

: for exterior

